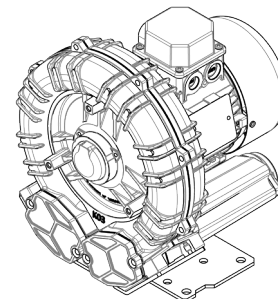




Technical Characteristics	
-	Aluminum alloy construction
-	Smooth operation
-	Maintenance free
Electric Motor	
-	IE3 Wide Range cURus Motors
-	IP 55 protection rating, class F insulation, suitable for operating with inverter (refer to FPZ)
-	Thermal Protector (PTO) as standard
Options	
-	Special voltages (IEC 60038)
-	Surface treatments
-	Increased seal version

~3	[V] (Y / Δ)	[Hz]
IE3	400 / 230	50
	460 / 265	60
Wide Range	345 – 415 / 200 – 240	50
	380 – 480 / 220 – 280	60

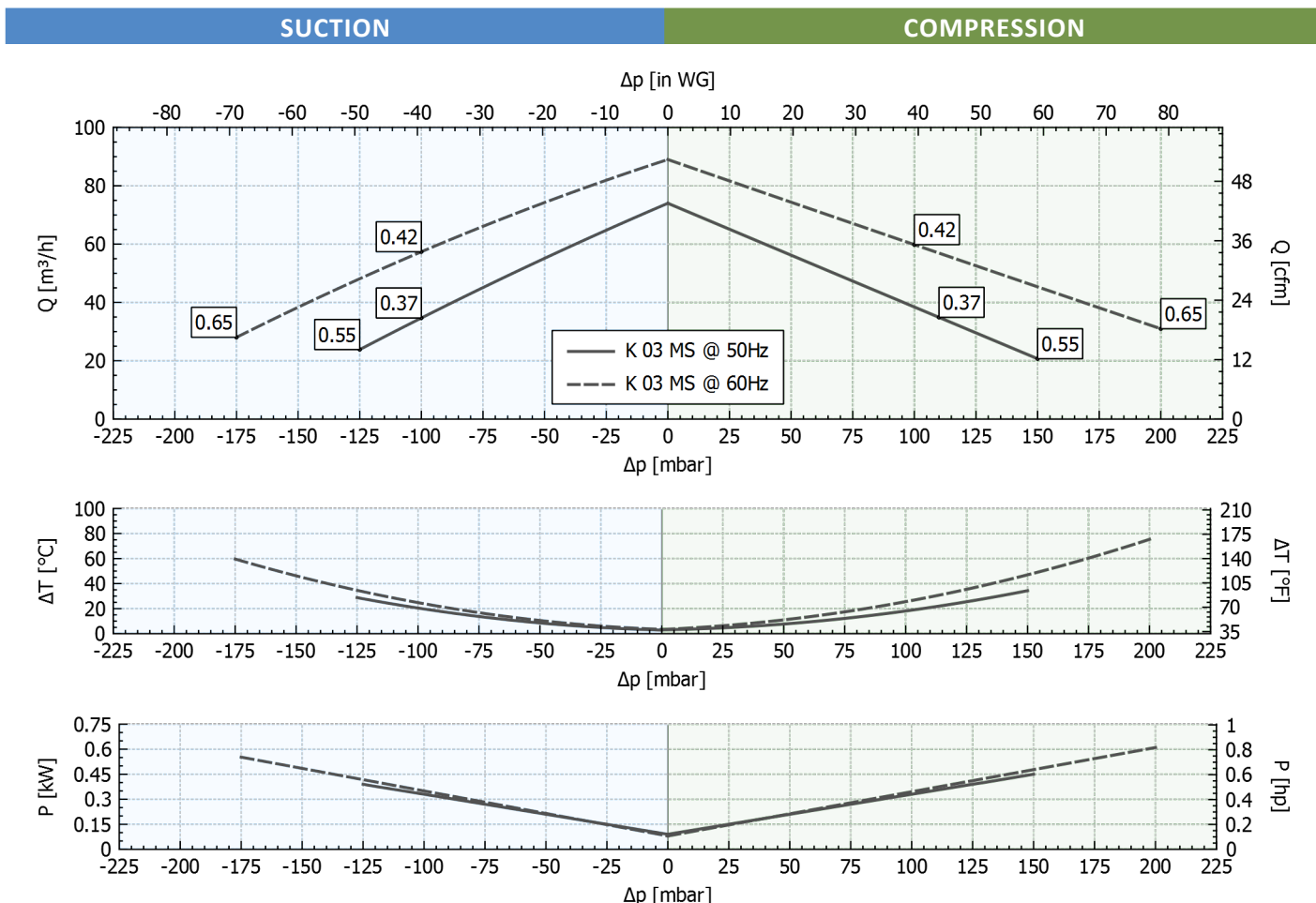
Supply voltage - [Tolerance on the fixed voltage value ± 10%, in range ± 5%.]



Performance Table

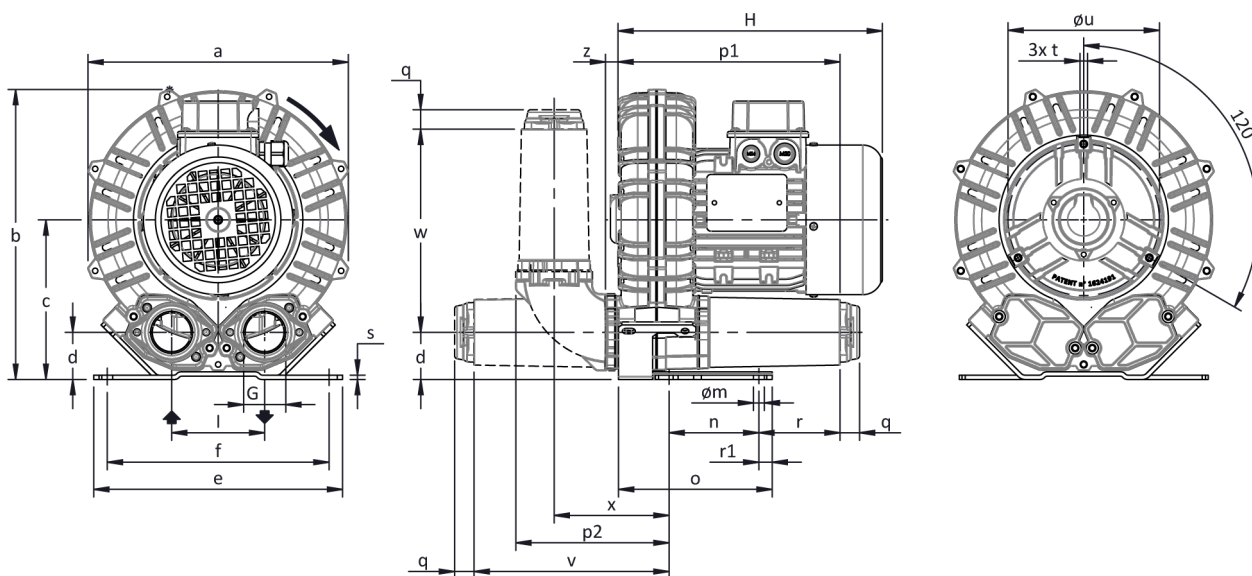
P _n [kW]	Frequency [Hz]	Δp _{max} [mbar]		Q _{max} [m³/h]	Leq ¹ [dB(A)]	Weight [kg]	H ² [mm]	Current Consumption (Y/Δ) [A]		Cosφ [-]	Speed [rpm]
		Suction	Compression					IE3	Range		
0.37	50	100	110	74	58.7	11	245	1.07 / 1.85	1.03-1.13 / 1.78-1.96	0.67	2830
0.42	60	100	100	89	60.7	11	245	1.02 / 1.77	1.02-1.06 / 1.77-1.84	0.68	3430
0.55	50	125	150	74	58.7	12	245	1.44 / 2.49	1.43-1.50 / 2.48-2.60	0.70	2855
0.65	60	175	200	89	60.7	12	245	1.39 / 2.41	1.47-1.43 / 2.55-2.48	0.73	3450

1. Noise level measured at a distance of 1 m with ducted intake and delivery, in accordance with Standard ISO 3744.
 2. See figure "dimensions" at following page.



Tolerance on indicated values ± 10%.
 Data subject to change without notice.
 Curves referring to air at a temperature of 20 °C and atmospheric pressure of 1013 mbar (abs).

Dimensions



Configuration with a vertical silencer is only available with the CK accessory kit; for all assembly options refer to FPZ.

Dimensions in mm

NOT Binding

a	b	c	d	d1	e	f	G	l	l1	l2	m	n	o	p1	p2	q	r	r1	s	t	u	v	w	x	y	z
241	268	147	43	-	230	205	G 1" 1/4	86	-	-	10	83	142	205	140	18	75	12.5	4	M6	140	180	188	106	-	12

INSTALLATION

- For proper operation of the machine, it must be provided with a suction FILTER and a vacuum/pressure limiting VALVE.
- Other accessories are available on request.
- Permissible ambient and fluid temperature in suction from -15 °C to +40 °C.
- Read the instruction manual carefully before installing the machine.